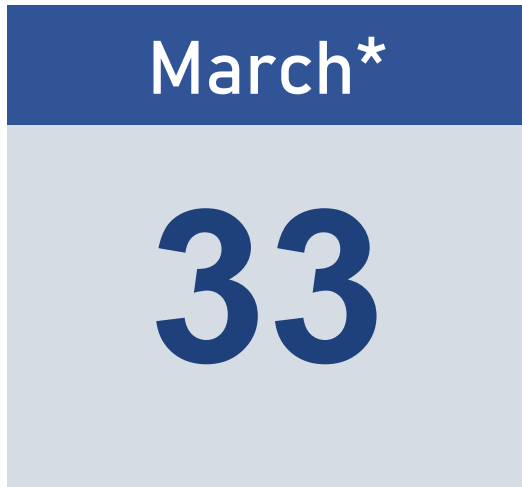


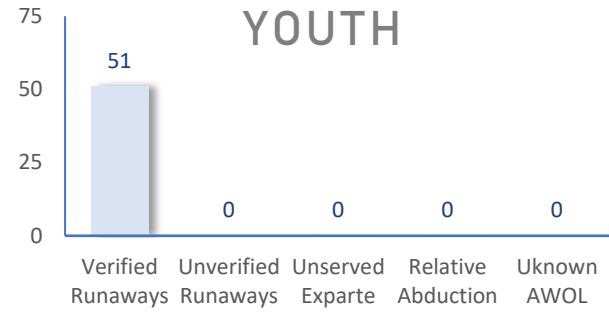
The following statistics show the status and demographics of absent Kansas foster youth and track DCF's successful recovery efforts.

RECOVERED YOUTH

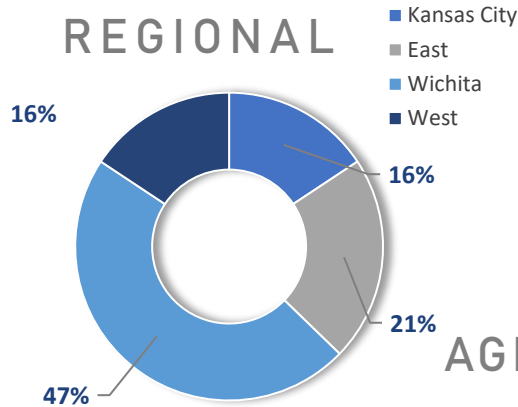


*A youth may be recovered more than once per month.

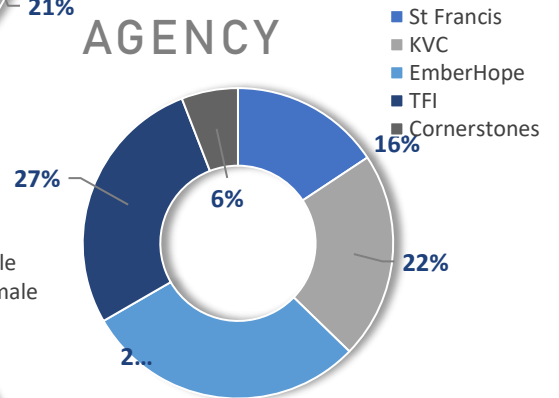
CURRENT AWOL YOUTH



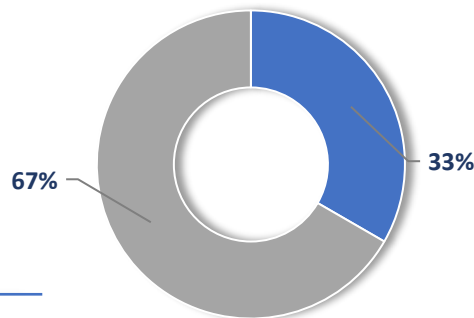
REGIONAL



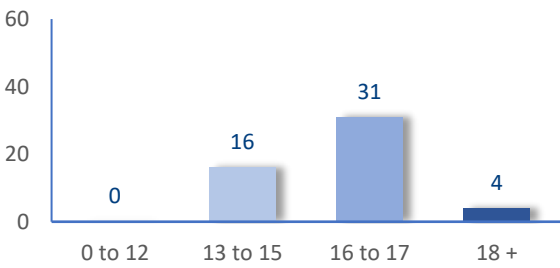
AGENCY



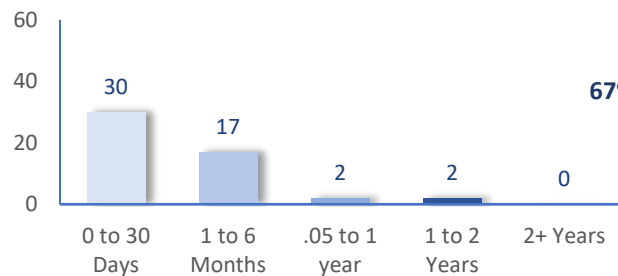
GENDER



AGE



TIME



DAILY AWOL YOUTH

2025

December		January		February		March	
DATE	# AWOL	DATE	# AWOL	DATE	# AWOL	DATE	# AWOL
1	38	2	44	2	33	2	36
2	38	5	46	3	32	3	36
3	36	6	50	4	32	4	40
4	37	7	46	5	31	5	38
5	35	8	43	6	30	6	37
8	36	9	40	9	30	9	40
9	37	12	39	10	32	10	40
10	39	13	38	11	32	11	39
11	40	14	37	12	32	12	41
12	39	15	36	13	33	13	40
15	39	16	36	16	34	16	42
16	39	20	36	17	33	17	44
17	39	21	37	18	33	18	43
18	40	22	38	19	33	19	45
19	40	23	31	20	32	20	46
22	42	26	34	23	34	23	47
23	45	27	35	24	36	24	49
24	46	28	35	25	37	25	51
26	44	29	36	26	37	26	
29	45	30	32	27	37	27	
30	46					30	
31	44					31	